

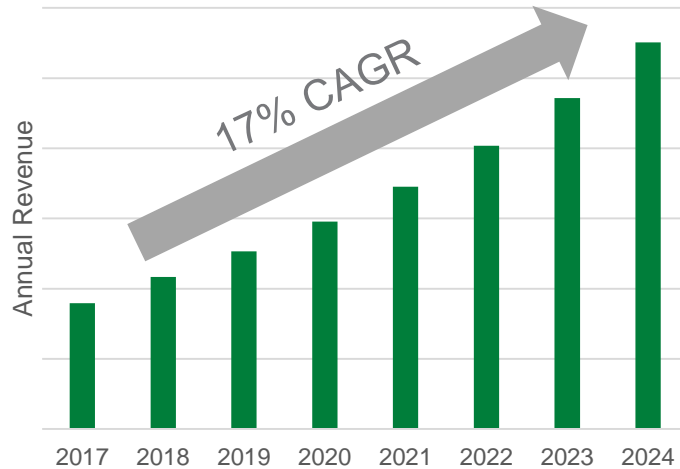


Expertise Applied | Answers Delivered

Smart LED Lighting Illuminating the path to our future

Smart LED lighting market

Market revenue worldwide

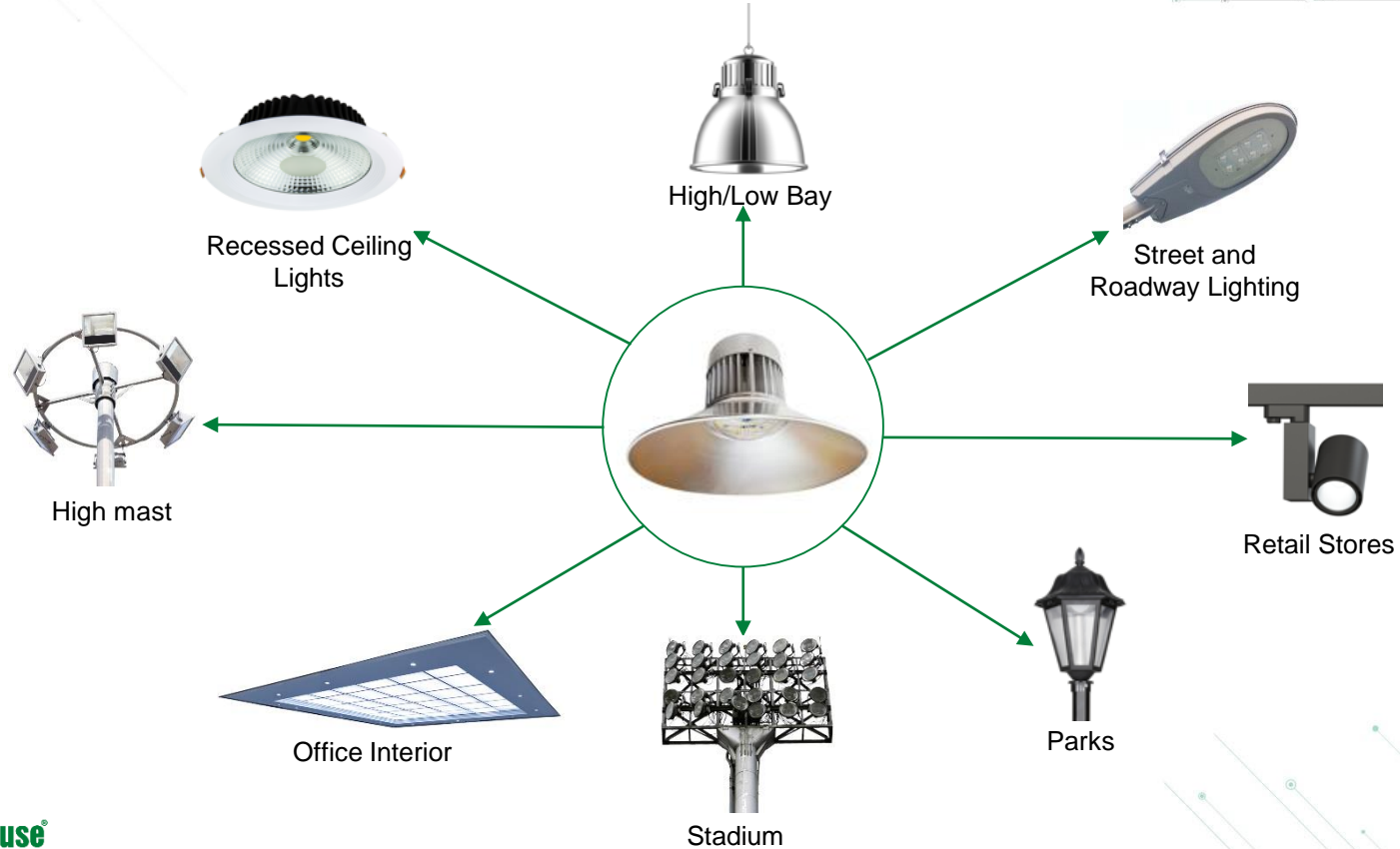


Source: BIS Research

Market data and drivers

- Integral component of smart cities and buildings
- Includes many types of features: dimming, color tuning, occupancy sensing, communications, and more
- Increasing adoption globally, led by USA, UK, and China
- Intelligent controls are being used in commercial, residential, outdoor, indoor farming, and industrial lighting

Various lighting applications now include smart features



Industrial and commercial luminaires

AC Input:



- Fuse for Overcurrent Protection
- MOV for Surge Protection
- NTC for In-rush Current Limiters

Line Rectifier:



- Hybrid voltage suppression
- Rectifier diodes

Feedback:



- Optically Isolated Error Amplifier

Filter and Regulator:




- MOSFET for power conversion
- LED Driver IC

Light Board:



- Transient protection
- Open-LED bypass



Protect

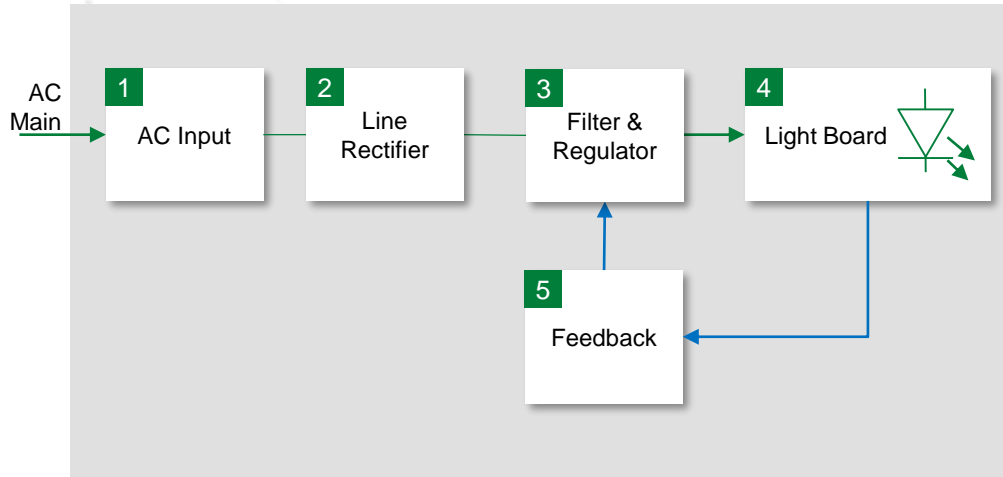


Control



Sense

Industrial and commercial luminaire block diagram



Legend:

- Power Line
- Signal Line

	Technology	Product Series
1	Fuse ^I	209 , 392 , 383 , or 476
	MOV	UltraMOV
	NTC	ST
2	SIDACtor + MOV ^{II}	P3500SCLRP and LA
	Rectifier diodes	Schottky Gen² Diodes
3	LED Driver	IX9908
	MOSFET	N-Channel Ultra Junction
4	TVS Diode	SMBJ , 1.5KE
	LED Protectors	PLED
5	Linear Error Amplifier	LIA130

Table Notes:

- I. Many different fuse options available based on current, voltage, mounting method, and surge withstand required
- II. For protection in more harsh environments and when enhanced reliability is critical

Industrial and commercial luminaire solution details

	Technology	Function in Application	Product Series	Benefits	Features
1	Fuse ^I	Overcurrent protection	209 , 392 , 383 , or 476	Avoid nuisance tripping Multiple mounting options	Up to 300 Vac High I ² t rating
	MOV	Primary surge protection	UltraMOV	Pass appropriate surge level testing	Up to 10 kA I _{max} Up to 125°C operating temp
	NTC	In-rush current limitation	ST	Enhanced system reliability	Radial leaded Up to 13A max steady state current
2	SIDACtor + MOV ^{II}	Transient voltage suppression	P3500SCLRP and LA	Enhanced system reliability	Low Peak let-thru voltage
	Rectifier diodes	Converting AC to DC	Schottky Gen² Diodes	Efficient energy conversion	I _{FAV} 10 to 300A
3	LED Driver	Constant current driver with dimming and PFC	IX9908	Energy efficient Built in power factor correction	Up to 600V operating > 90% efficiency
	MOSFET	Power conversion	N-Channel Ultra Junction	High power density	400V - 1,000V Class
4	TVS Diode	Transient protection for LEDs	SMBJ , 1.5KE	Better protected light board	600W or 1,500W Peak pulse rating
	LED Protectors	Bypass LEDs failed-open	PLED	Higher % of light output when LED fail-open	6, 9, 13, or 18V _{DRM}
5	Linear Error Amplifier	Feedback to control output voltage	LIA130	Isolated feedback system	2.7V V _{REF}

LED driver

AC Input:



- Fuse for Overcurrent Protection
- MOV for Surge Protection
- NTC for In-rush Current Limiters

Line Rectifier:



- Hybrid voltage suppression
- Rectifier diodes

Filter & Regulator:




- MOSFET for power conversion
- LED Driver IC

Feedback:



- Optically Isolated Error Amplifier



Protect

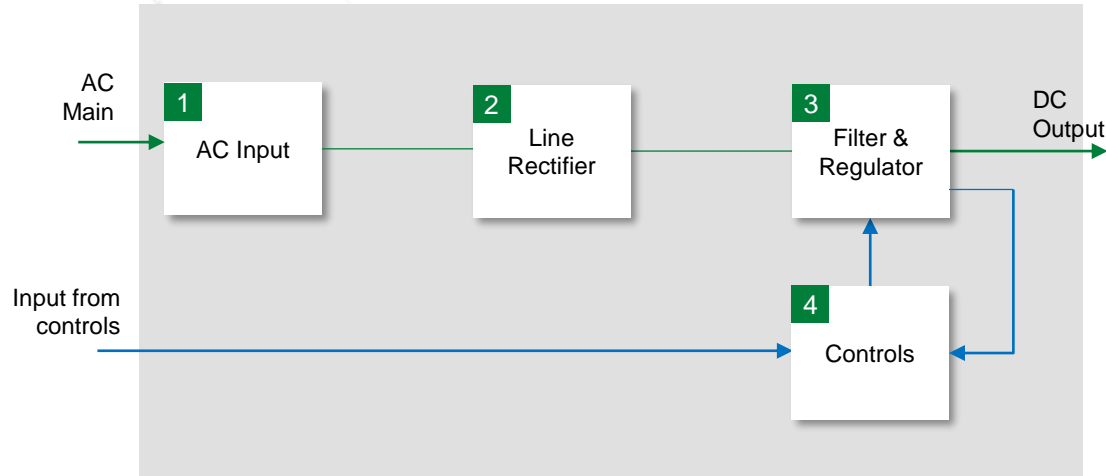


Control



Sense

LED driver block diagram



Legend:

- Power Line
- Signal Line

	Technology	Product Series
1	Fuse ^I	369
	MOV	UltraMOV
	NTC	ST
2	SIDACTor + MOV ^{II}	P3500SCLRP and LA
	Rectifier diodes	Schottky Gen² Diodes
3	LED Driver	IX9908
	MOSFET	N-Channel Ultra Junction
4	Linear Error Amplifier	LIA130

Table Notes:

- I. Many different fuse options available based on current, voltage, mounting method, and surge withstand required
- II. For protection in more harsh environments and when enhanced reliability is critical

LED driver solution details

	Technology	Function in Application	Product Series	Benefits	Features
1	Fuse ^I	Overcurrent protection	369	Avoid nuisance tripping	300 Vac 800mA up to 6.3A
	MOV	Surge protection	UltraMOV	Pass appropriate surge level testing	Up to 10 kA I _{max} Up to 125°C operating temp
	NTC	In-rush current limitation	ST	Enhanced system reliability	Radial leaded Up to 13A max steady state current
2	SIDACtor + MOV ^{II}	Transient protection of sensitive components	P3500SCLRP and LA	Enhanced system reliability	Low Peak let-thru voltage
	Rectifier diodes	Converting AC input power to DC	Schottky Gen² Diodes	Efficient energy conversion	I _{FAV} 10 to 300A
3	LED Driver	Constant current driver with dimming and PFC	IX9908	Energy efficient Built in power factor correction	Up to 600V operating > 90% efficiency
	MOSFET	Power conversion	N-Channel Ultra Junction	High power density	400V - 1,000V Class
4	Linear Error Amplifier	Isolation and feedback to help control output voltage	LIA130	Isolated feedback system	2.7V V _{REF}

Street and outdoor LED luminaire

Photocontrol:

- UltraMOV Varistor



LED Driver:

- Multiple control products
- Multiple protection products



AC Input:

- Fuse for Overcurrent Protection
- Surge protection module



Light Board:

- Depletion mode MOSFET
- TVS Diode
- PLED



Protect

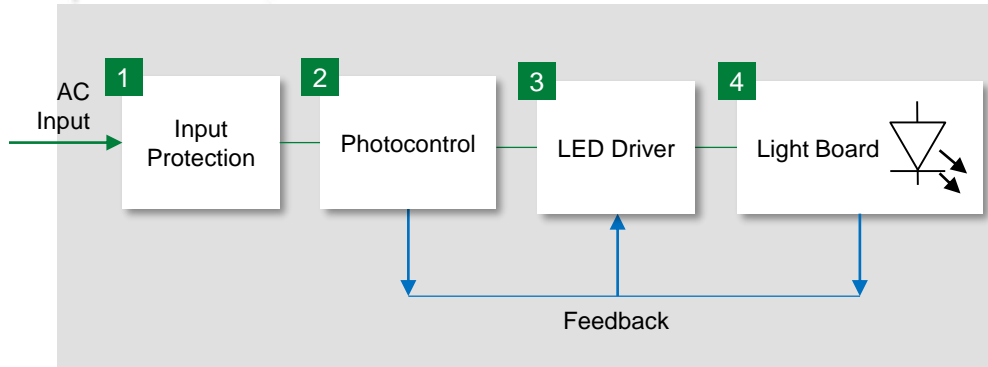


Control



Sense

Street & outdoor LED luminaire block diagram



Legend:

-  Power Line
-  Signal Line

	Technology	Product Series
1	Fuse	328
	Surge protection module	LSP
2	MOV	UltraMOV
3	See LED driver block diagram	
4	MOSFET	N-Channel Ultra Junction
	TVS Diodes	SMBJ
	LED Protector	PLED

Table Notes:

- I. Many different fuse options available based on current, voltage, mounting method, and surge withstand required
- II. For protection in more harsh environments and when enhanced reliability is critical

Street & outdoor LED luminaire solution details

	Technology	Function in Application	Product Series	Benefits	Features
1	Fuse	Overcurrent protection	328	High transient surge withstand	4,800 A ² s 300 Vac
	Surge protection module	Lightning surge protection	LSP	Coordinated protection with Driver & Photocontrols	Up to 20 kA I _{max} UL 1449 Type 4
2	MOV	Surge protection	UltraMOV	Longer photocontrol life	Up to 10 kA I _{max} Up to 125°C operating temp
3	See LED driver block diagram				
4	MOSFET	Filtering	N-Channel Ultra Junction	Current regulation	350V - 800V Class
	TVS Diodes	Transient voltage protection	SMBJ	Better protected light board	600W Peak pulse capable
	LED Protector	Bypass failed-open LEDs	PLED	Helps maintain long-term reliability as required by "L70" and "B10" standards	6, 9, 13 or 18 V _{DRM}

Standards for LED lighting equipment

Standard	Title	General Scope	Region
DOE MSSSLC	Department of energy municipal solid-state street lighting consortium	First organization to write a specification for LED Streetlighting	North America
IEEE C62.41.2-2002	Recommended practice on characterization of surges in low-voltage AC power circuits	Provides standard waveforms for testing which is often referenced in other lighting standards.	Global
ANSI C136.2-2018	Roadway and area lighting equipment – dielectric withstand and electrical transient	Luminaires and control devices classified for up to 600V operation and intended for use in roadway and area lighting applications.	North America
ANSI C82.77-5-2017	Standard for lighting equipment – voltage surge requirements	All types of lighting equipment used for general illumination.	North America
IEC/EN 61000-4-5	Part 4-5: Testing and measurement techniques – Surge immunity test	Referenced within many standards	Global
UL 1598	Luminaires	Non-hazardous location luminaires classified for up to 600V operation	North America
IEC 60598	Luminaires	All luminaires up to 1,000V	Global
IEC 62560	Self-ballasted LED-lamps for general lighting services > 50V	Self-ballasted LED-lamps up to 60W	Global
UL 8750	LED equipment for use in lighting products	LED Drivers	North America
IEC 61347	Lamp control-gear	LED Drivers	Global
UL 1449	Surge Protection Devices	All devices used to limit and protect against surge	North America
IEC 61643-11	Part 11: Surge protective devices connected to low-voltage power systems – Requirements and test methods	All devices used to limit and protect against surge	Global
UL 773	Plug-in locking type photocontrols for use with area lighting	Photocontrols for area lighting	North America
ANSI C136.41	Dimming control between an external locking type photocontrol and ballast or driver	Photocontrols	North America

Key links

Circuit Protection Solutions:

<https://www.digikey.com/en/pdf//littelfuse/electronics-circuit-protection>

Choosing the Right Circuit Protection for LEDs

http://info.littelfuse.com/hubfs/ESBU-1-Choosing_the_Right_Circuit_Protection_Lights_for_LEDs.pdf

LED Design Guide

https://www.littelfuse.com/~media/electronics/design_guides/led_protectors/littelfuse_led_lighting_design_guide.pdf.pdf

MOV + SIDACTor Whitepaper

https://www.littelfuse.com/~media/electronics/application_notes/littelfuse_high_power_semiconductor_crowbar_protector_for_ac_power_line_application_note.pdf.pdf

Horticulture Lighting Article

https://www.littelfuse.com/~media/electronics/application_notes/littelfuse_horticulture_application_note.pdf.pdf

General

www.littelfuse.com

Why choose Littelfuse

- Global leader with broad product portfolio covering every aspect of protection, sensing, and control
- Application expertise combined with product designed guidelines to help you determine best component for your application
- Testing capabilities and assistance to support confirmation of product selection
- Standards compliance expertise including product compliance to many standards and approval support
- High-volume manufacturing, committed to the highest quality standards
- Global company with local support

We are committed to supporting your success



Expertise Applied | Answers Delivered

[Littelfuse.com](https://www.littelfuse.com)