

# CIT

## Relay & Switch

# Heavy Equipment relays & switches

### current applications

- Skid Loaders
- Commercial & Residential Front Loaders
- Concrete Equipment
- Off-Road Vehicles
- Well Digging Equipment
- Boom Lifts

## relays



PC775 Series

Featuring 75 amp at 14VDC continuous carry, the PC775 screw terminal automotive relay has a max switching current of 150 amps. H Class insulation with copper stud construction for efficient heat dissipation are hallmarks of this rugged relay. Choose from 12VDC or 24VDC with options of resistor, diode or double diode. Coil power is 2.9W.



PC776 Series

Featuring 130 amp at 14VDC continuous carry, the PC776 screw clamp automotive relay has a max switching current of 300 amps. With Form 1X bifurcated contacts, this heavy duty relay gives the design engineer the choice of 12VDC or 24VDC with an IP54 rated dust cover or IP67 sealed enclosure option. Snubber components include a resistor or diode. Coil power is 3.9W with 12VDC or 4.1W with 24VDC. This rugged relay weights 220 grams and comes standard with F Class insulation.




A2H Series

Low temperature rise at full load is a hallmark of the A2H Series. With large switching capacity up to 50A and a choice of PC pin or quick connect mounting, this ruggedly constructed relay offers 1A or 1C contact arrangement with coil voltage option of 12VDC or 24VDC. Coil power is 1.6W. The A2H Series dimensions are 26.0 x 26.0 x 22.7mm, with two styles of mounting flanges.




A2K & A3K Series

The A2K & A3K Series automotive relays offer an internal blowout magnet . . . 60A and 80A respectively, the A2K & A3K automotive relays offer switching capacity up to 110VDC and 145VDC. Suitable for DC motor and lamp control, these relays offer PCB Pin or Quick Connect Mounting options and the option of a diode or resistor. The A2K Series dimensions are 26.5 x 32.0 x 33.5mm and the A3K are 26.5 x 32.0 x 35.5mm. Both offer an optional metal mounting bracket.



A6 Series

The A6 Series automotive relay is small in size and light weight. Offering low coil power consumption, switching current is up to 30A with contact arrangement choices of 1A or 1C. Coil voltage options are 12VDC or 24VDC with coil power of 0.9W or 1.3W. With PC pin mounting, the A6 Series is 22.5 x 15.0 x 25.2mm. Contact factory directly for information on our shrouded version.



A17 Series

With switching capacity up to 30A, the A17 Series automotive relay is light weight and small in size. Suitable for automotive and lamp accessories, the A17 offers contact arrangement of 1A with coil voltage options of 12VDC or 24VDC and coil power of .96W. PC pin mounted, the A17 Series is 16.5 x 15.5 x 24.3mm in size.



# switches



Anti-Vandal Switches

With sealing degree of IP67, CIT Relay & Switch Vandal-Resistant Switches are available in a variety of sizes from 12mm FH & GH Series up to the 40mm DH Series. Also available with UL approval in our AHU and DH22U Series, our IP65 switches offer both ring and dot illumination and non-illuminated options. Choose the EH Series anti-vandal switch for a rounded convex actuator or the AH, BH, CH or DH Series for a flat actuator. Choices of body and actuator color include stainless steel, nickel and anodized aluminum in black, red, yellow, green or blue, with LED bi-color options.




VM3S Series

Frequently known as a micro switch, a snap-action switch is an electromechanical switch that is activated by very little physical force, through the use of a tipping point mechanism. Snap-action micro switches can open and close an electrical circuit at a rapid speed, triggered by an external force. Our VM3S Series is IP67 and UL/cUL certified and offers .187" Quick Connect or 300mm UL 1015 20AWG wire termination. Pole options include SPST normally open, SPST normally closed or SPDT.

## CIT Relay & Switch validation test lab

CIT Relay & Switch has a sophisticated test lab for failure analysis and material testing, helping our customers solve their toughest problems. Our aim is to establish long-lasting relationships with our customers by providing comprehensive technical expertise using our state-of-the-art test lab. Providing accurate and concise solutions, we give our customers the best explanation about how their components perform. Contact a CIT Application Engineer to validate product suitability for your application with real-time live testing backed with data.



20550 Commerce Blvd, Rogers, MN 55374 USA

763.535.2339 • sales@citrelay.com

CIT Relay & Switch manufactures a broad array of RoHS compliant electromechanical automotive, telecom, security, industrial and HVAC relays and switches. Thank you for giving CIT Relay & Switch the opportunity to demonstrate why so many are joining our growing list of satisfied customers — customers who have come to rely on the service and quality provided by CIT Relay & Switch.

find your **SMART SOLUTIONS** here